



BW Offshore



BW OFFSHORE

Q3 2014 presentation

CEO Carl K. Arnet
CFO Knut R. Sæthre



Disclaimer

This Presentation has been produced by BW Offshore Limited ("BW Offshore") exclusively for information purposes. This presentation may not be redistributed, in whole or in part, to any other person.

This document contains certain forward-looking statements relating to the business, financial performance and results of BW Offshore and/or the industry in which it operates. Forward-looking statements concern future circumstances and results and other statements that are not historical facts, sometimes identified by the words "believes", "expects", "predicts", "intends", "projects", "plans", "estimates", "aims", "foresees", "anticipates", "targets", and similar expressions. The forward-looking statements contained in this Presentation, including assumptions, opinions and views of BW Offshore or cited from third party sources are solely opinions and forecasts which are subject to risks, uncertainties and other factors that may cause actual events to differ materially from any anticipated development. None of BW Offshore or any of its parent or subsidiary undertakings or any such person's officers or employees provides any assurance that the assumptions underlying such forward-looking statements are free from errors nor does any of them accept any responsibility for the future accuracy of the opinions expressed in this Presentation or the actual occurrence of the forecasted developments. BW Offshore assumes no obligation, except as required by law, to update any forward-looking statements or to conform these forward-looking statements to our actual results.

No representation or warranty (express or implied) is made as to, and no reliance should be placed on, any information, including projections, estimates, targets and opinions, contained herein, and no liability whatsoever is accepted as to any errors, omissions or misstatements contained herein, and, accordingly, neither BW Offshore nor any of its parent or subsidiary undertakings or any such person's officers or employees accepts any liability whatsoever arising directly or indirectly from the use of this document. Actual experience may differ, and those differences may be material.

By attending this Presentation you acknowledge that you will be solely responsible for your own assessment of the market and the market position of BW Offshore and that you will conduct your own analysis and be solely responsible for forming your own view of the potential future performance of the businesses of BW Offshore. This presentation must be read in conjunction with the recent Financial Information and the disclosures therein.

This announcement is not an offer for sale or purchase of securities in the United States or any other country. The securities referred to herein have not been registered under the U.S. Securities Act of 1933, as amended (the "U.S. Securities Act"), and may not be sold in the United States absent registration or pursuant to an exemption from registration under the U.S. Securities Act. BW Offshore has not registered and does not intend to register its securities in the United States or to conduct a public offering of its securities in the United States. Any offer for sale or purchase of securities will be made by means of an offer document that may be obtained by certain qualified investors from BW Offshore. Copies of this Presentation are not being made and may not be distributed or sent into the United States, Canada, Australia, Japan or any other jurisdiction in which such distribution would be unlawful or would require registration or other measures.

In any EEA Member State that has implemented Directive 2003/71/EC (together with any applicable implementing measures in any member State, the "Prospectus Directive"), this communication is only addressed to and is only directed at qualified investors in that Member State within the meaning of the Prospectus Directive.

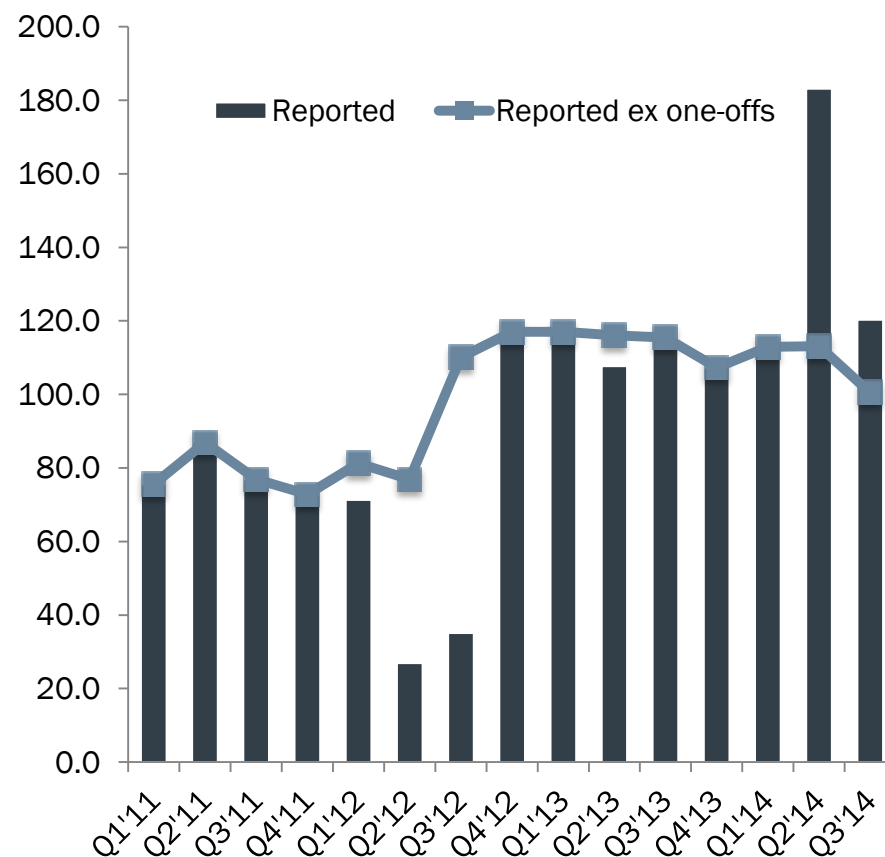
This Presentation is only directed at (a) persons who are outside the United Kingdom; or (b) investment professionals within the meaning of Article 19 of the Financial Services and Markets Act 2000 (Financial Promotion) Order 2005 (the "Order"); or (c) persons falling within Article 49(2)(a) to (d) of the Order; or (d) persons to whom any invitation or inducement to engage in investment activity can be communicated in circumstances where Section 21(1) of the Financial Services and Markets Act 2000 does not apply.



Highlights

- Stable operations
- EBITDA of USD 120.3 million
- Petr leo Nautipa acquisition completed in October
- Contract extension for Berge Helene in October
- Dividend of USD 0.03 per share

EBITDA
USD million





BW Offshore

OPERATIONS

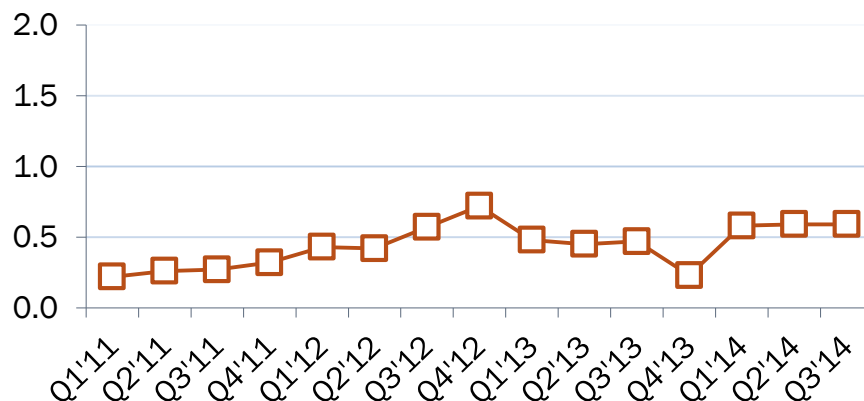




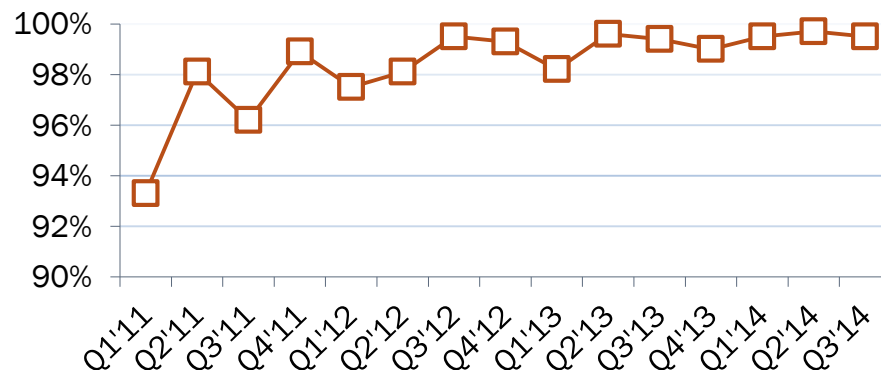
Operational highlights

- HSSEQ performance
 - Lost time injuries (LTI*) frequency of 0.59
 - Vessel with longest time without LTI is at 2000 days
- Fleet uptime 99.5% in Q3
- Berge Helene contract firm until Q2 2017
- Started transfer of operations of FPSO Petr leo Nautipa

HSE record (LTI)
Per million man-hours



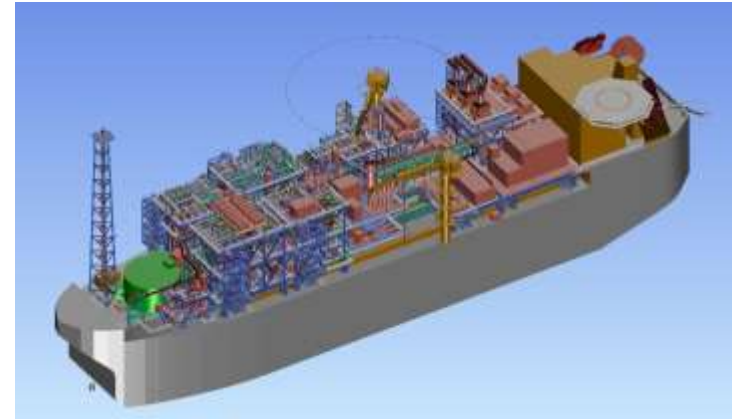
Uptime



* Injuries per million man-hours

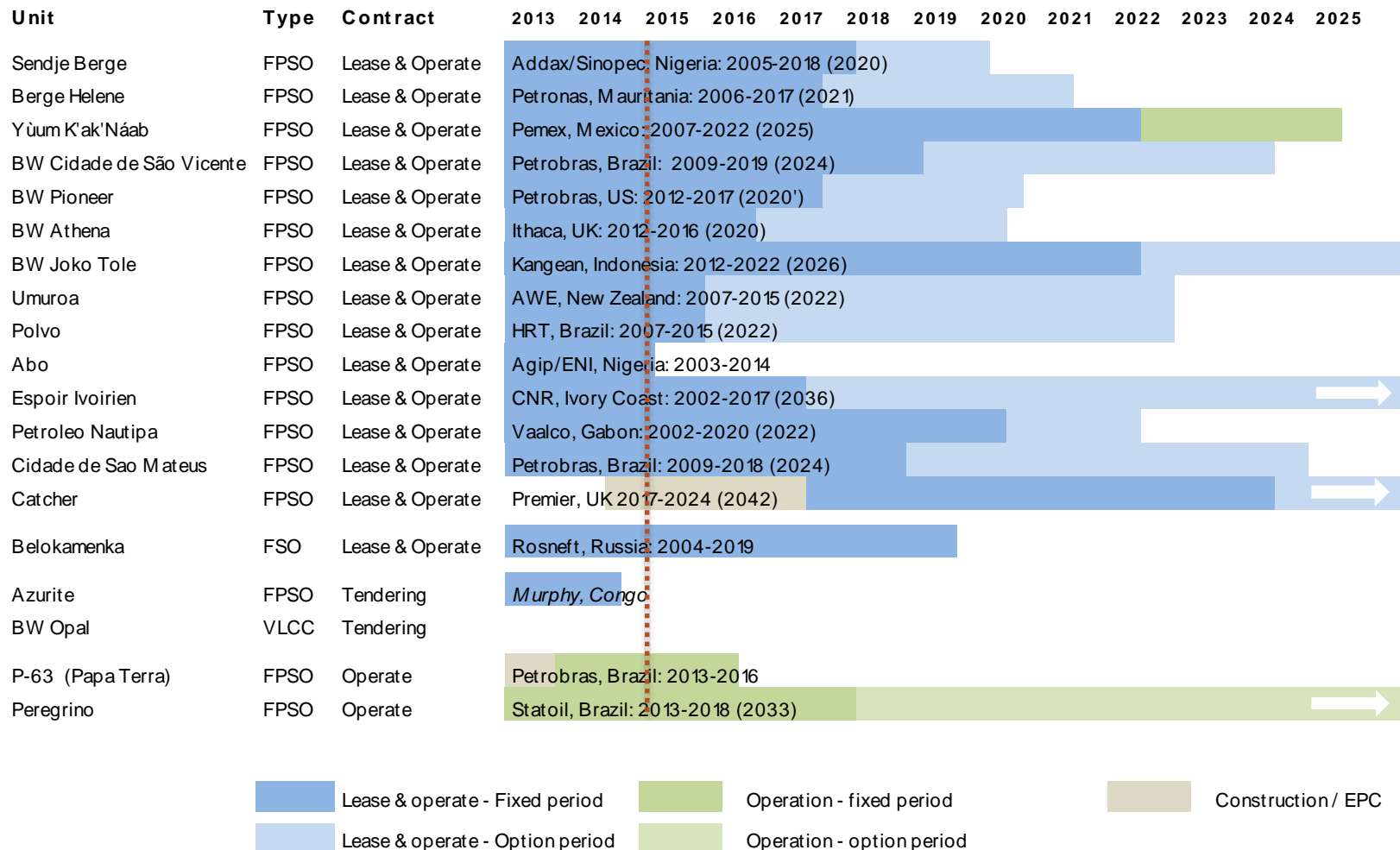
Catcher status

- HSSE
 - No incidents or accidents to date
 - 240,000 man-hours expended as of end October
- Overall progress
 - 60% of forecast cost committed
 - First oil mid 2017
- Hull progress
 - First steel cut forecast early 2015
- Topsides progress
 - Topsides HAZOP and 3D model review completed
 - All mechanical equipment purchase orders placed
 - Awarding topsides fabrication contract late 2014
- Turret mooring system progress
 - Fabrication activities started





Fleet overview





BW Offshore



FINANCE

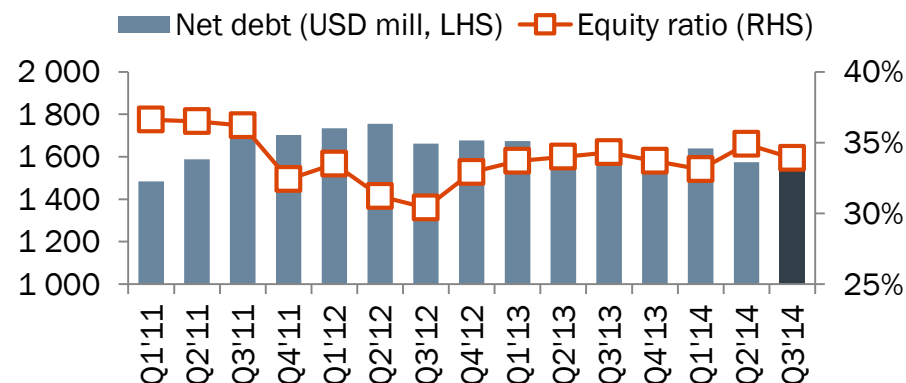


Financials – Q3 2014

- EBITDA of USD 120.3 million
 - Petr leo Nautipa 100% consolidated
 - One-off recognition of USD 19.7 million profit following acquisition of Petr leo Nautipa
- Equity ratio 33.9%
- Dividend of USD 0.03 per share
 - Distributed USD 276 million since introduction of quarterly dividend in 2011, equal to NOK 2.50 per share

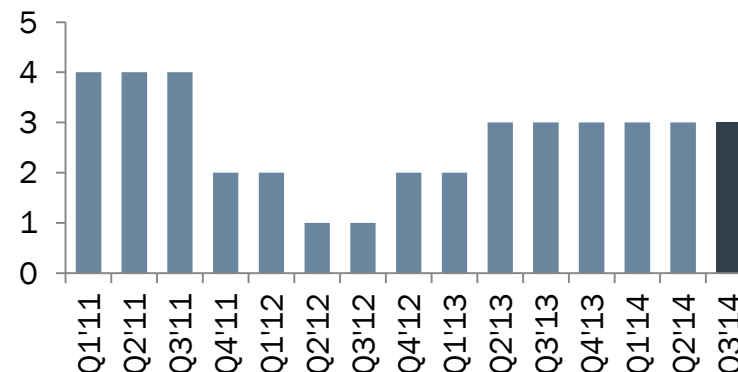
Net debt and equity ratio

USD million and percentage



Dividend

US cent per share





Income statement

USD million	Q3 2014	Q2 2014
Operating revenues	248.5	319.8
Operating expenses	-148.0	-138.3
Share of profit from associates and joint ventures	19.8	1.6
EBITDA	120.3	183.1
Depreciation	-55.7	-52.6
Amortisations	-0.5	-0.5
Gain (loss) from sale of assets / impairments	0.0	0.1
EBIT	64.1	130.1
Net interest expense	-16.6	-15.8
FX, financial instruments and other financial items	2.3	-2.5
Profit (loss) before tax	49.8	111.8
Income tax expense	-9.5	-10.6
Net profit (loss)	40.4	101.2

USD million	Q3 2014
Reported EBITDA	120.3
Adjustment for Petr�leo Nautipa PPA	-19.7
Adjustment for FX included in EBITDA	3.6
Operational EBITDA	104.2



Statement of financial position

USD million	30.06.2014		30.06.2014	
Total non-current assets	3,077.9	86.5%	2,992.3	86.1%
Total current assets	481.0	13.5%	483.9	13.9%
Total assets	3,558.9	100.0%	3,476.2	100.0%
<hr/>				
Total equity	1,207.6	33.9%	1,213.9	34.9%
<i>Total non-current liabilities</i>	<i>1,711.7</i>		<i>1,688.4</i>	
<i>Total current liabilities</i>	<i>639.6</i>		<i>573.9</i>	
Total liabilities	2,351.3	66.1%	2,262.3	65.1%
Total equity and liabilities	3,558.9	100.0%	3,476.2	100.0%

USD million	30.06.2014
Reported interest bearing debt	1,761.8
Cash and deposits	-184.3
Net interest bearing debt	1,577.5

Equity ratio	33.9%
---------------------	--------------



Cash flow statement

USD million	Q3 2014	Q2 2014
Net cashflow from operating activities	125.1	144.5
Net cashflow from investing activities	-87.7	-37.5
Net cashflow from financing activities	-49.3	-92.6
Net change in cash and cash equivalents	-11.9	14.3
Cash and cash equivalent at start of period	196.2	181.8
Cash and cash equivalent at end of period	184.3	196.2



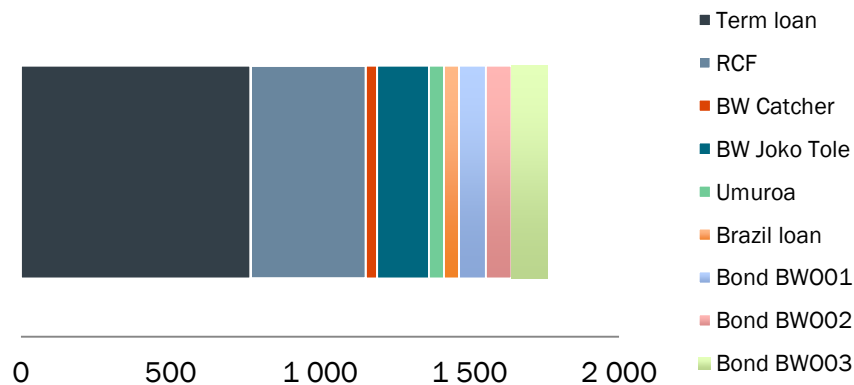


Financing

- Fully financed by operational cashflow, cash and existing facilities
 - Available liquidity under corporate facilities USD 372 million
- Drawn USD 37 million of USD 800 million bank financing for the Catcher project

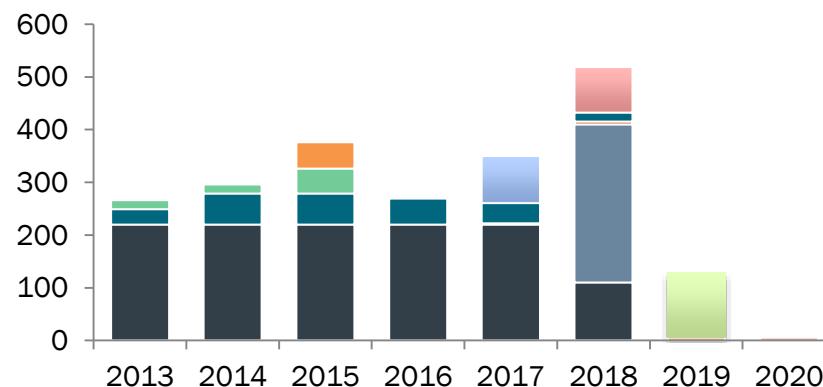
Gross debt USD million

Per 30.09.2014



Instalments USD million

Per 30.09.2014

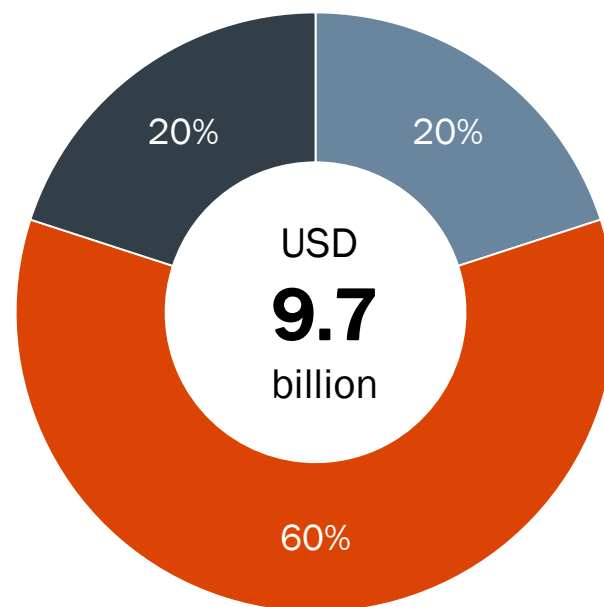




Orderbook

- Orderbook of USD 9.7 billion as of 30 September 2014
 - Whereof USD 4.6 billion are firm contracts
- Long term lease contracts with solid counterparties
 - Visible and sustainable revenue
- Portfolio with solid EBITDA-margins
 - Lease margin of approx. 50%

Total orderbook and clients



■ NOC ■ Int. E&P ■ Petrobras

*Catcher: Included 10 year contract value of USD 2.3 billion
Petróleo Nautipa: Included on 100% basis*



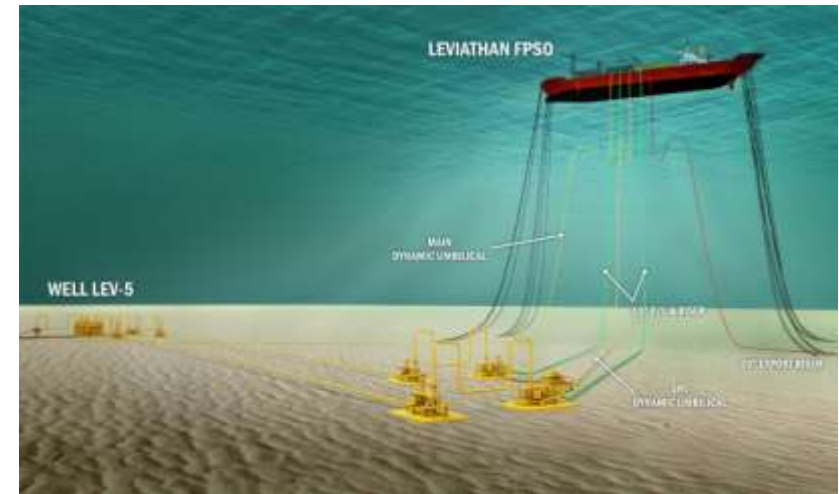
BW Offshore



OUTLOOK

Prospects

- Leviathan 1.6 BCFD gas FPSO– FEED for Noble Energy
 - EPCI prospect for VLCC BW Opal
 - Engineering progressing well
 - Noble Energy is reporting good progress on gas sales and governmental agreements
 - Target project sanction 1H 2015
- Azurite FPSO - redeployment
 - Several opportunities being evaluated
- Kudu prospect - FEED
 - Change of ownership in licence





BW Offshore

Current priorities

- Catcher project
- Life extension programs
- Leviathan FEED
- Fleet performance
- New prospects
- Project and technical staff





BW Offshore



Q & A

BW Offshore



BW Offshore

Further information: www.bwoffshore.com

IR contact: Kristian Flaten, Vice President IR and Corporate Finance
kristian.flaten@bwoffshore.com